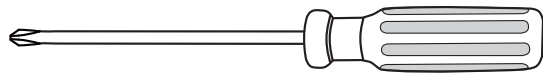
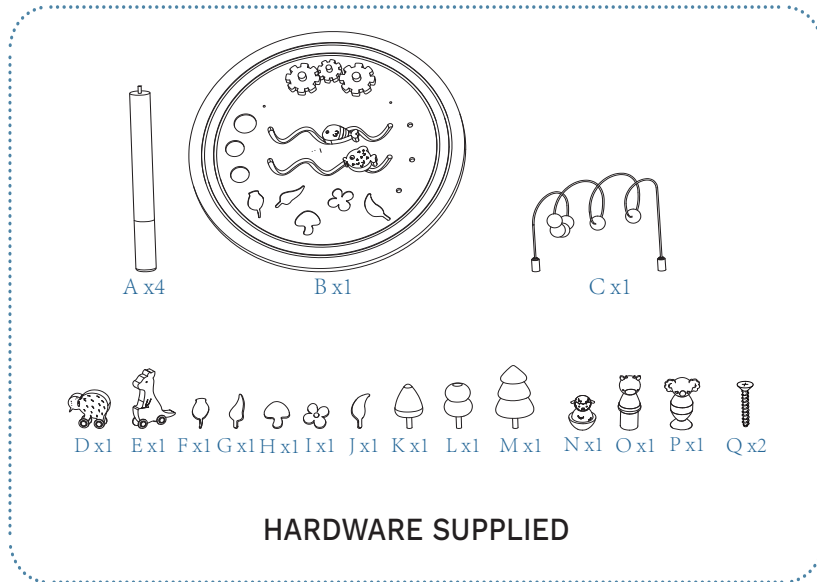



Tasman

Activity Play Table

Thank you for purchasing a Tasman Activity Play Table. Please follow the manufacturer's assembly instructions in detail to ensure the safety features of the activity play table are not compromised.



Cross screwdriver required.
All nuts and bolts must be checked and tightened before first use. Regularly check all screws are tight to ensure safety



WARNING: Due to the small size of the hardware and the sharp points of the screws, they are potentially hazardous.

Keep all assembly parts and packaging materials out of reach of children. Retain packaging information for future reference.

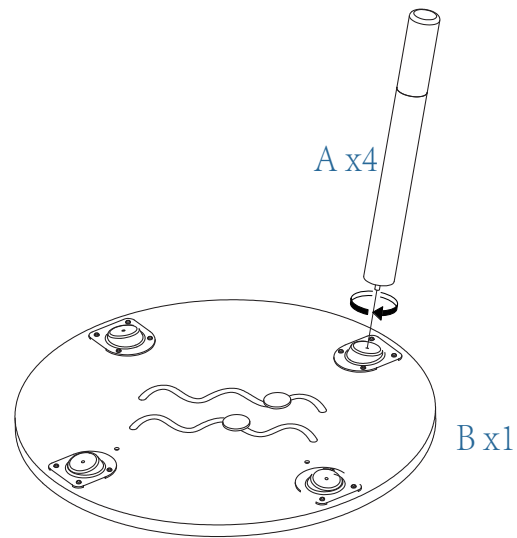
Adult assembly required.

Age recommendation 12 months +

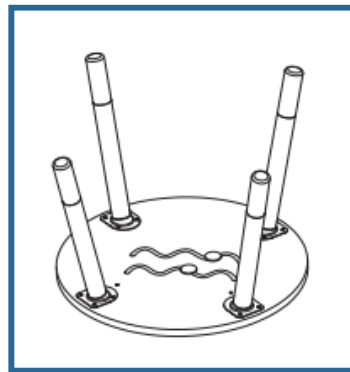
Tasman

Activity Play Table

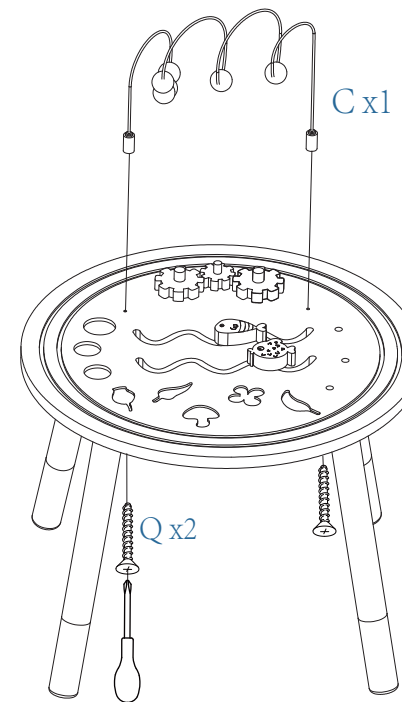
1 x4




Attach 4 x legs (A) to 1 x table (B) as shown.



2



Attach 1 x toy (C) to table and secure with 2 x screws (Q). Tighten with a screwdriver.



Tasman

Activity Play Table

3

